

6-port Full Gigabit Industrial PoE Switch

- 4*10/100/1000Base-T RJ45 ports and 2*10/100/1000Base-T uplink RJ45 ports, port 1-4 can support PoE.
- The uplink RJ45 ports can be transmitted and cascaded, and the connection is more convenient.
- Dual power supply input , DC input: 48V-57V, 6KV port lightning protection,
- -40°C—+80°C operation temperature
- Large cache military-level master chip configuration, IP40 protection aluminum alloy case, 5-year warranty.



OVERVIEW

The ONV-IPS33064P series is a full gigabit industrial PoE switch independently developed by ONV. It has 6*10/100/1000Base-T RJ45 ports. Port 1-4 can support IEEE 802.3af/at PoE standard, single-port PoE power up to 30W, and the maximum PoE output power of the host is 60W (at-120W). As a PoE power supply device, it can automatically detect and recognize the power receiving equipment that meets the standard and supply power through the network cable. It can supply power to PoE terminal device such as wireless AP, IP camera, industrial sensor through the network cable, and meet the network environment that needs high-density PoE power supply. It is suitable for intelligent transportation, rail transit, power industry, mining, petroleum, sea transportation. Industrial scenes such as metallurgy and green energy construction form a cost-effective, stable and reliable communication network.

FEATURE

■ Gigabit wire speed forwarding

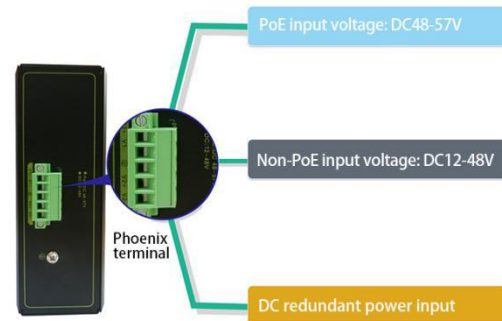
- ◇ All series supports full gigabit Ethernet ports, high speed and high bandwidth connection to meet the needs of various scenarios.
- ◇ Support non-blocking wire-speed forwarding.
- ◇ Support full-duplex based on IEEE802.3x and half-duplex based on backpressure.

■ Powerful port lightning protection, wide voltage input

- ◇ Contact discharge 8KV, air discharge 15KV; port lightning protection common-mode 4KV, differential mode 2KV;
- ◇ Industrial dual power input
- ◇ DC INPUT: 48V-57V, non-PoE DC INPUT: 12-48V.



lightning protection design




Dual power redundancy input

■ Intelligent PoE power supply

- ◇ 4*10/100/1000Base-T RJ45 ports, meeting the needs of security monitoring, teleconferencing system, wireless coverage, and other scenarios.
- ◇ IEEE 802.3af/at PoE standard, without damaging non-PoE devices.
- ◇ Priority system for PoE port, it will supply power to the high priority level port first when the power budget is insufficient and avoid overwork of the device.

■ **Stable and reliable**

- ◇ Low power consumption, No fan, aluminum casing.
- ◇ CCC, CE, FCC, RoHS.
- ◇ The user-friendly panel, it can show the device status through the LED indicator of PWR, SYS, Link, L/A, PoE.



Industrial design quality



Certification

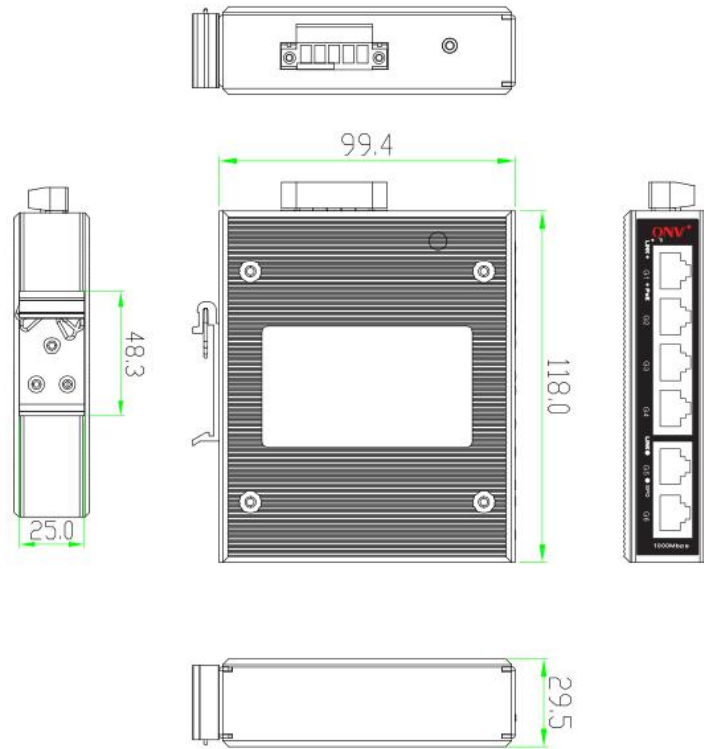
TECHNICAL SPECIFICATION

Model	ONV-IPS33064P	ONV-IPS33064P-at
Interface Characteristics		
Fixed Port	4*10/100/1000Base-T PoE ports (Data/Power) 2*10/100/1000Base-T uplink RJ45 ports(Data) 2 set of V+, V- redundant DC power interface (5P Phoenix terminal)	
Ethernet Port	Port 1-6 support 10/100Base-TX, auto-sensing, Full/half duplex MDI/MDI-X self-adaption	
Twisted Pair Transmission	10BASE-T: Cat3,4,5 UTP(≤100 meter) 100BASE-TX: Cat5 or later UTP(≤100 meter) 1000BASE-T: Cat5e or later UTP(≤100 meter)	

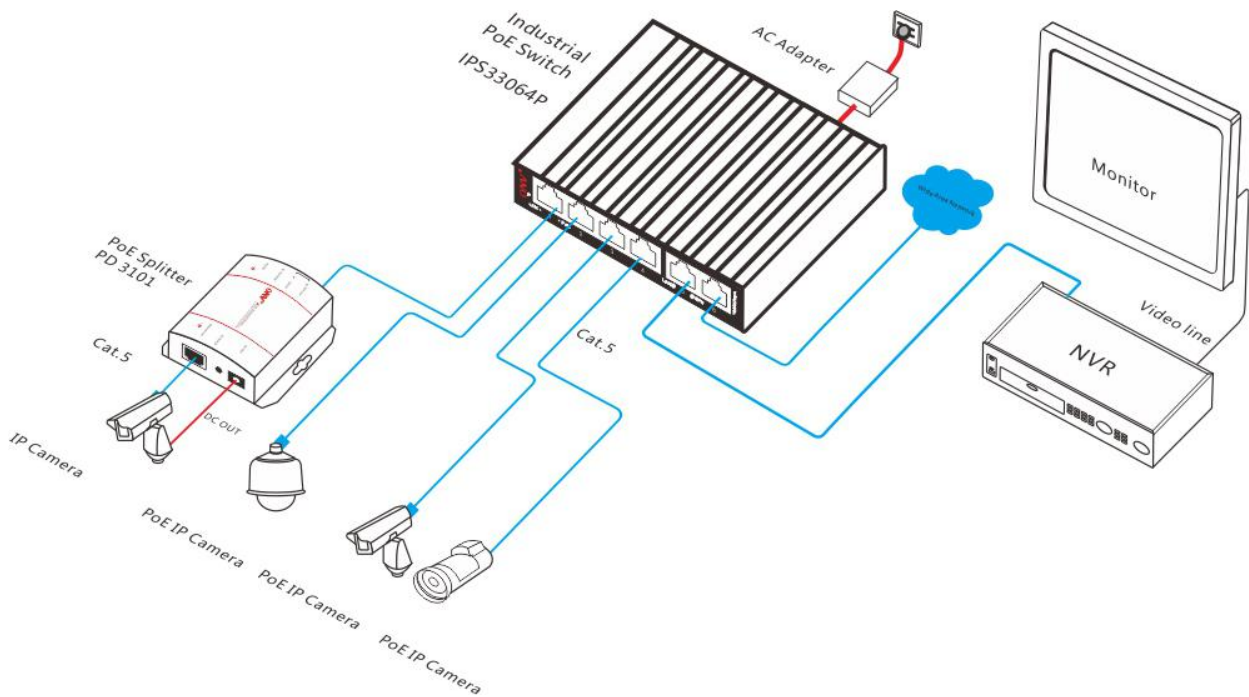
Chip Parameter	
Network Protocol	IEEE802.3 10BASE-T, IEEE802.3i 10Base-T, IEEE802.3u 100Base-TX, IEEE802.3ab 1000Base-T IEEE802.3x
Forwarding Mode	Store and Forward(Full Wire Speed)
Switching Capacity	16Gbps
Forwarding Rate@64byte	8.93Mpps
MAC	8K
Buffer Memory	2M
Jumbo Frame	9.2K
LED Indicator	Power: PWR (green), network ;Link, Link/Act (yellow), POE: PoE (green), speed: SPD (green)
PoE & Power	
PoE Port	Port 1 to 4 IEEE802.3af/at @ POE
Power Supply Pin	Default :1/2 (+), 3/6 (-), optional:4/5 (+), 7/8 (-)
Max Power Per Port	30W; IEEE802.3af/at
Total PWR / Input Voltage	60W/48VDC 120W/48VDC
Power Consumption	Standby:<5W;Full load:<60W Standby:<6W;Full load:<120W
Power Supply	No, optional 48V/60W or 48V/120W industrial power supply
Working Voltage	48-57VDC; 5P industrial Phoenix terminal, support anti-reverse protection.
Physical Parameter	
Operation TEMP / Humidity	-40~+80°C;5%~90% RH Non condensing
Storage TEMP / Humidity	-40~+85°C;5%~95% RH Non condensing

Dimension (L*W*H)	119*100*30mm
Net /Gross Weight	<0.6kg / <0.8 kg
Installation	Desktop, DIN rail
Certification & Warranty	
Lightning protection / protection level	<p>Lightning protection: 6KV 8/20us; Protection level: IP40</p> <p>IEC61000-4-2(ESD):±8kV contact discharge,±15kV air discharge</p> <p>IEC61000-4-3(RS):10V/m(80~1000MHz)</p> <p>IEC61000-4-4(EFT): power cable:±4kV; data cable:±2kV</p> <p>IEC61000-4-5(Surge):power cable:CM±4kV/DM±2kV; data cable:±4kV</p> <p>IEC61000-4-6(radio frequency transmission):10V(150kHz~80MHz)</p> <p>IEC61000-4-8(power frequency magnetic field):100A/m;1000A/m ,1s to 3s</p> <p>IEC61000-4-9(pulsed magnet field):1000A/m</p> <p>IEC61000-4-10(damped oscillation):30A/m 1MHz</p> <p>IEC61000-4-12/18(shockwave):CM 2.5kV,DM 1kV</p> <p>IEC61000-4-16(common-mode transmission):30V; 300V,1s</p> <p>FCC Part 15/CISPR22(EN55022):Class A</p> <p>IEC61000-6-2(Common Industrial Standard)</p>
Mechanical Properties	<p>IEC60068-2-6 (anti vibration)</p> <p>IEC60068-2-27 (anti shock)</p> <p>IEC60068-2-32 (free fall)</p>
Certification	CCC;CE mark, commercial; CE/LVD EN60950;FCC Part 15 Class B; RoHS;
Warranty	5 years , lifelong maintenance.

DIMENSION



APPLICATION



1. Product overview



ORDERING INFORMATION

Model	Description	Recommended Power Supply
ONV-IPS33064P	Unmanaged industrial PoE switch with 6*10/100/1000M RJ45 ports , Port 1-4 can support IEEE802.3af/at PoE standard. Support dual DC power supply input and DIN rail mounting.	60W
ONV-IPS33064P-at		120W

Note: Industrial PoE switch does not match the power supply.

PACKING LIST

	CONTENT	QTY	UNIT
PACKING LIST	6-port full gigabit industrial PoE switch	1	SET
	User Guide	1	PC
	Warranty Card	1	PC

POWER SUPPLY SELECTION TABLE

Product	Model	Description	Unit
65W Desktop Power Adaptor	GWS-AP65-52	Desktop tape 65W single set of output power adaptor; Input Voltage:AC 100V~240V 50-60Hz,1.1A Output Voltage:DC 52V 1.25A Operation Temperature:-20℃—+65℃	PC
110W Desktop Power Adaptor	GWS-AP110-52	Desktop tape 110W single set of output power adaptor; Input Voltage:AC 100V~240V 50-60Hz,2.0A Output Voltage:DC 52V 2.0A Operation Temperature:-20℃—+65℃	PC
60W DIN Rail Industrial Power Supply	GWS-DP60-48	Din Rail type 60W single set of output power supply; Input Voltage:AC 100V~240V 50-60Hz,1A	PC

		Output Voltage:DC 48V 1.25A Operation Temperature:-40℃—+70℃	
120W DIN Rail Industrial Power Supply	GWS-DP120-48	Din Rail type 120W single set of output power supply; Input Voltage:AC 100V~240V 50-60Hz,1.5A Output Voltage:DC 48V 2.5A Operation Temperature:-40℃—+70℃	PC

RELATED PRODUCT

Model	Description
ONV-IPS33064PF	Unmanaged industrial PoE fiber switch with 4*10/100/1000M RJ45 ports and 2*1000M SFP slot ports, Port 1-4 can support IEEE802.3af/at PoE standard. Support dual DC power supply input and DIN rail mounting.
ONV-IPS33064PFG	Unmanaged industrial PoE fiber switch with 5*10/100/1000M RJ45 ports and 1*1000M SFP slot port, Port 1-4 can support IEEE802.3af/at PoE standard. Support dual DC power supply input and DIN rail mounting.
ONV-IPS33108P	Unmanaged industrial PoE switch with 10*10/100/1000M RJ45 ports, Port 1-8 can support IEEE802.3af/at PoE standard. Support dual DC power supply input and DIN rail mounting.
ONV-IPS33108PF	Unmanaged industrial PoE fiber switch with 8*10/100/1000M RJ45 ports and 2*1000M SFP slot port, Port 1-8 can support IEEE802.3af/at PoE standard. Support dual DC power supply input and DIN rail mounting.
ONV-IPS33128PF	Unmanaged industrial PoE fiber switch with 10*10/100/1000M RJ45

ports and 2*1000M SFP slot ports, Port 1-8 can support IEEE802.3af/at PoE standard. Support dual DC power supply input and DIN rail mounting.

CONTACT US



Optical Network Video Technologies (Shenzhen) Co., Ltd.

Tel: 0086-755-33376606

Fax: 0086-755-33376608

Email: onv@onv.com.cn

Website: www.onvcom.com

Zip: 518000

Headquarter Address: Room 1003, Block D, Terra Building, Futian District, Shenzhen, China

Factory Address: The 4-6th Floor, No. 59, HuaNing Road, Xinwei Community, Dalang Street,

Longhua District, Shenzhen, China



